

MAX Power



MAX POWER Diesel Generator Set


Diesel Generator set: A durable, high-quality diesel Genset designed for reliable power generation across various needs. It offers optional features such as soundproof canopies for quiet operation, making it suitable for both standby and continuous use in noise-sensitive areas.

General Specifications

Generating Set Model	Output Ratings	Electrical Output			
		Prime		Standby	
		KW	KVA	KW	KVA
MAX20	50 Hz, 1500 RPM	16	20	17.6	22


Engine


Standard Specifications





Engine	Perkins
Model	404D - 22G
Aspiration	Naturally Aspirated
Governor	Mechanical
Silencer	Industrial
Number Of Cylinders	4 Vertical In-Line
Bore And stroke	84 X 100 mm
Displacement	2.216 Liters
Cycle	4 Stroke
Fuel System	Direct Injection
Compression Ratio	23.3:1
Rotation	Anti-Clockwise viewed on fly wheel
Total Oil Capacity	10.6 Liters
Cooling System	Water Cooled
Total Coolant Capacity	7 Liters

MAX Engineering FZCO

 Jafza, Jebel Ali, UAE

 +971 52 950 9863

 info@maxengineering.ae

 www.maxengineering.ae

ALTERNATOR

Standard Specifications

Alternator	LEROY SOMER
Model	TAL040 F
Number Of Bearings	1
Insulation Class	H
Protection Class	IP 23
Winding Pitch	2/3
Excitation System	12 Wires Shunt
Number Of Poles	4
Voltage	240 L-N, 415 L-L
No Of Phases	3
Rated Power Factor	0.8
Voltage Regulation	+/-1.0%
Over Speed	2250 PRM



LEROYTM
SOMER

Control System

Panel Equipment

Controller: Deep Sea DSE6120 MK III
Emergency Stop: Push Button
Circuit breaker: MCCB/ MCB
Start Switch: Off/On



Display

Voltage: (L-L / L-N) Volt
Current: (L1, L2, L3) Ampere
Frequency: Hz
Power Output: kVA, Kw
Engine Temperature: °C & °F
Oil pressure: PSI & Bar
Battery: DC Voltage
Charging: DC Voltage
Reactive Power: KVAr
Engine Running: Hours
LCD display: 132 x 64 mm

Protection

High engine temperature
Low Oil Pressure
Over Current
Over / Under frequency
Over / Under voltage
Battery charging failure
Start and Stop Failure
Emergency stop
Low and High Battery Voltage
Unbalanced load

Control

Control Genset
Start / Stop / Reset
Manual Operation Mode
Auto Operation Mode
Test Mode
Alarm / Mute

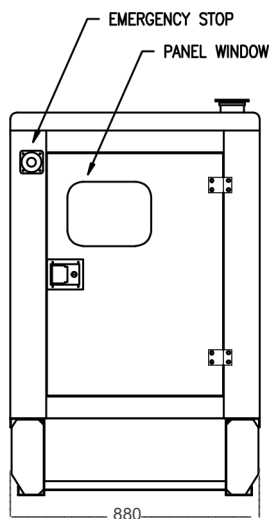
Fuel Consumption

Fuel Consumption at 50% Load	2.9 (L/Hr)
Fuel Consumption at 75% Load	4.0 (L/Hr)
Fuel Consumption at 100% Load	5.3 (L/Hr)

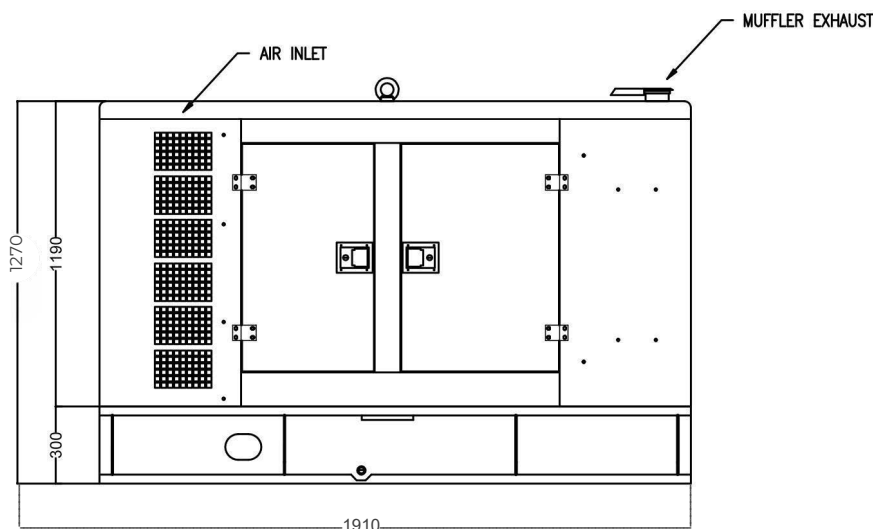
Dimensions

Type	Dimensions (mm)			Genset Weight	Fuel Tank
	Length	Width	Height	KG	Liter
Open Set	1800	700	951	790	152
Soundproof	1910	880	1270	990	380

Sound pressure level at 7 meters 69 DBA



**FRONT VIEW
(ALTERNATOR SIDE)**



RIGHT SIDE VIEW

MAX Power Generating Sets Standards

MAX Gensets are engineered for efficient operation in harsh environments and desert conditions, with optimized ventilation for large spaces using CFD (Computational Fluid Dynamics) analysis. Each unit is rated in accordance with ISO 8528-1 standard conditions and complies with international standards, including BS5514 and ISO 3046 for diesel engine testing, as well as BS EN60034, BS 5000, VDE 0530, NEMA MG1-22, IEC 34, CSAC22.2-100, and AS 1359 for alternators.

Prime Power Ratings refer to supplying electric power with up to 10% overload capability available for 1 hour out of every 12 hours.

Standby Power Ratings apply when providing electricity during a power failure, and do not offer overload capability for these ratings.

Competitive edge :

Our canopy is designed for durability, performance, and ease of maintenance. It features an environment-resistant powder paint coating for long-lasting protection. All metal sheet bends are precisely formed using advanced CNC machinery, ensuring high structural integrity. The use of low-density foam enhances sound attenuation and helps maintain low internal temperatures.

The canopy design is based on detailed calculations and simulations for optimal efficiency. It also incorporates a reliable clamping and bolt system, making the canopy easily serviceable and user-friendly.

MAX Power

